

Assembly instructions

KOSS backless bench + tables

04034 / 04050 / 04052 / 04053/ 04054

04070/04073



Tribù nv
Langendijkstraat 5a
3690 Zutendaal
BELGIUM

www.tribu.com
info@tribu.com

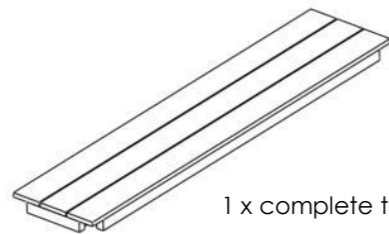
TRIBÙ
The art of leisure

Content

backless bench or table



4 x legs



1 x complete top



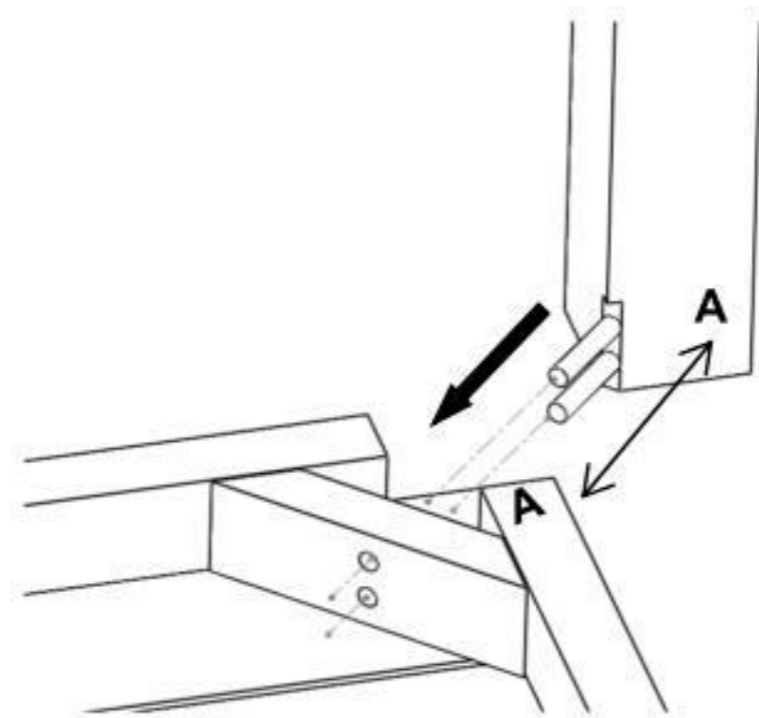
8 x o-rings



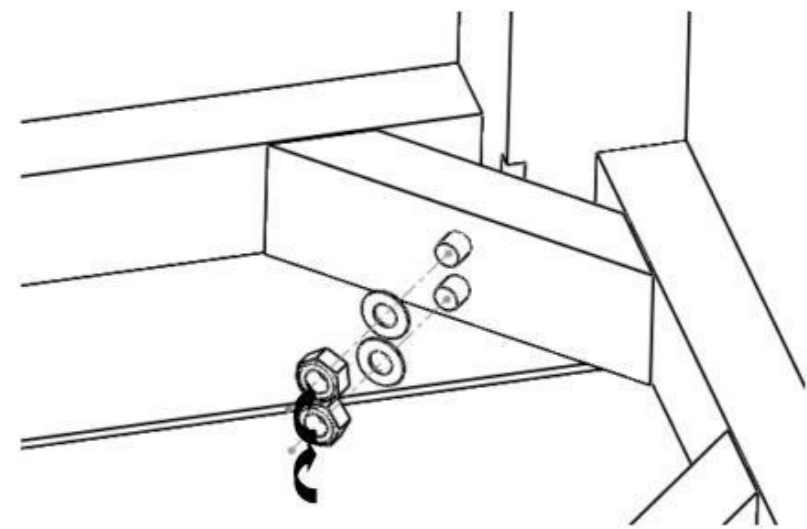
8 x bolts

Assembly Instructions

- 1** Turn the top upside down and slide the bolts of the leg into the holes of the corner with the matching code.



- 2** Use two nuts and two o-rings to tighten the leg.



- 3** Repeat step 1 and 2 with the other legs.
Make sure that each leg is placed in the matching corner.