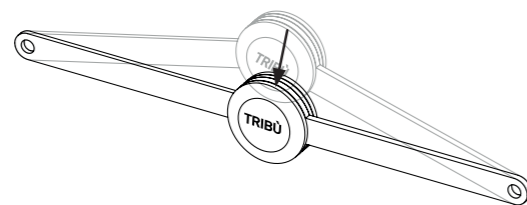
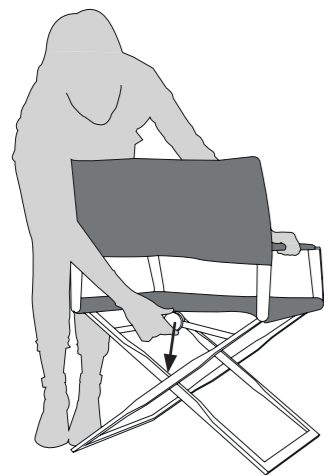




After unfolding the chair, push down firmly the locking mechanism.  
This way the chair will stay locked in its open position.



USER MANUAL

**REGISTA**

02018-xx-xx / 02012-xx-xx

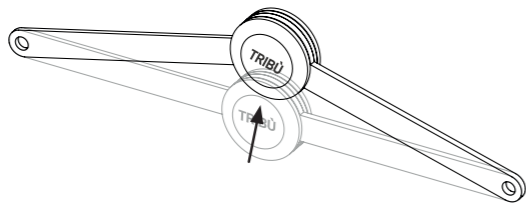
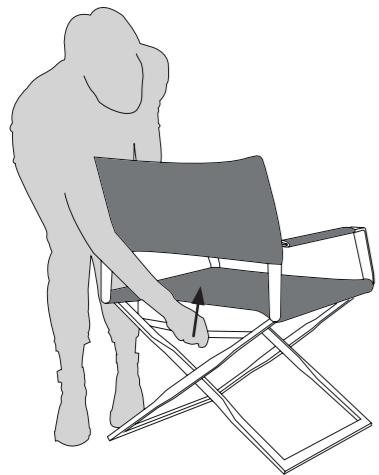
Tribù nv  
Oude Heidestraat 72  
3740 Bilzen  
BELGIUM

[www.tribu.com](http://www.tribu.com)  
[info@tribu.com](mailto:info@tribu.com)

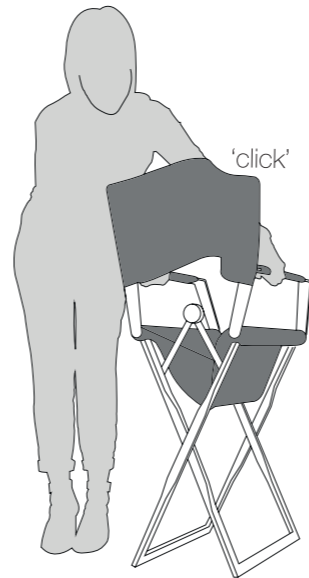
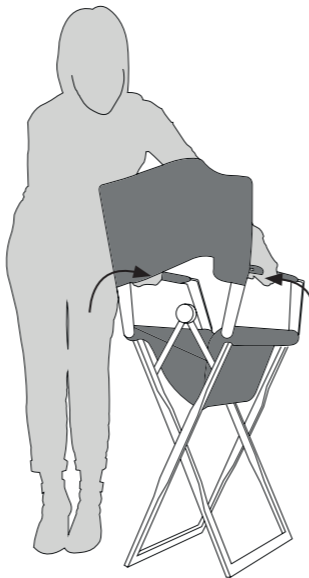
**TRIBU**  
The art of leisure

## HOW TO CLOSE A REGISTA CHAIR

- A1** First unlock the chair by pulling the locking mechanism upwards (the mechanism is tight so pull hard).

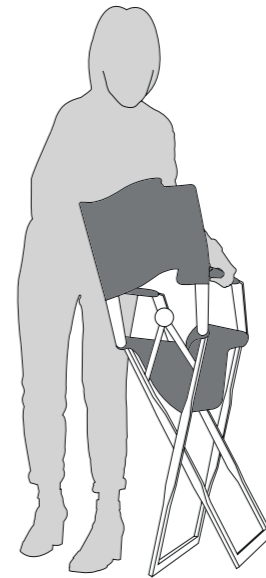


- A2** Lift the chair up a little bit. Fold the chair by moving the armrests together. The chair is fully closed once you hear a 'click' sound.



## HOW TO OPEN A REGISTA CHAIR

- B1** Place one armrest of the chair against your hip. Pull the other arm of the chair towards you.



- B2** Press the button on the locking mechanism. Slowly open the Regista chair while holding the button.

